

PANO 5.25"

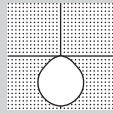
WOODWORKS®

LINEAR SOLID & VENEERED WOOD PANELS



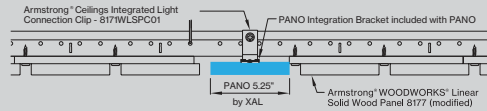
PERFORMANCE

- Coordinates with Woodworks® Linear & Veneered ceiling panel
- Up to 124lm/W
- High performance opal cover
- Remote mountable LED driver
- Damp rated

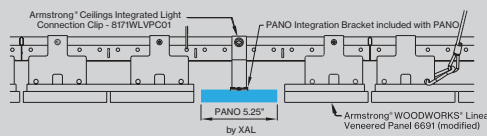


WoodWorks® Grille Ceiling Integration

Linear Solid Wood Panel



Linear Solid Wood Panel



REMOTE MOUNTING

Quick and easy electrical connection

REMOTE MOUNTING



[link to page](#)


ARMSTRONG CEILING TYPES

WARM, AESTHETIC ROOMS

WT5 - WOODWORKS®
GRILLE TEGULAR 15/16




WT5 - WOODWORKS®
GRILLE TEGULAR-VERTICAL SLATS



WLS - WOODWORKS®
GRILLE SOLID WOOD PANELS



WLV - WOODWORKS® GRILLE
VENEERED PANELS



5 YEAR
limited
led warranty

Catalog Number Example

PANO5-WLS-WH-PS-OP-27K-C80-UNV-010V-0550LF-ST-08FT

A RANGE

PANO 5.25" PANO5

H VOLTAGE

120V / 277V UNV

B CEILING TYPE

WoodWorks® linear WL S
solid wood panels
WoodWorks® linear WL V
veneered panels

I DIMMING

0-10V 1% 0 1 0 V

please contact your Armstrong® ceilings rep for the Integrated Light Connection Clip for the specified ceiling type

J OUTPUT LM/FT

775lm/ft 100% 0 7 7 5 L F

K SHAPE / PATTERN

Linear / straight S T

C COLOR

Black B L

L DIMENSIONS IN FT

4' fixture 0 4 F T
6' fixture 0 6 F T
8' fixture 0 8 F T

D POWER FEED LENGTH

4' standard integrated P S

fixture replaces full length of ceiling panel; please see table on next page and fixture length dimensions

E LENS

HP opal cover O P

F CCT

3000 K 3 0 K
3500 K 3 5 K

G CRI

CRI > 80 C 8 0
CRI > 90 C 9 0

BASO
basolighting.com
xalusa.com

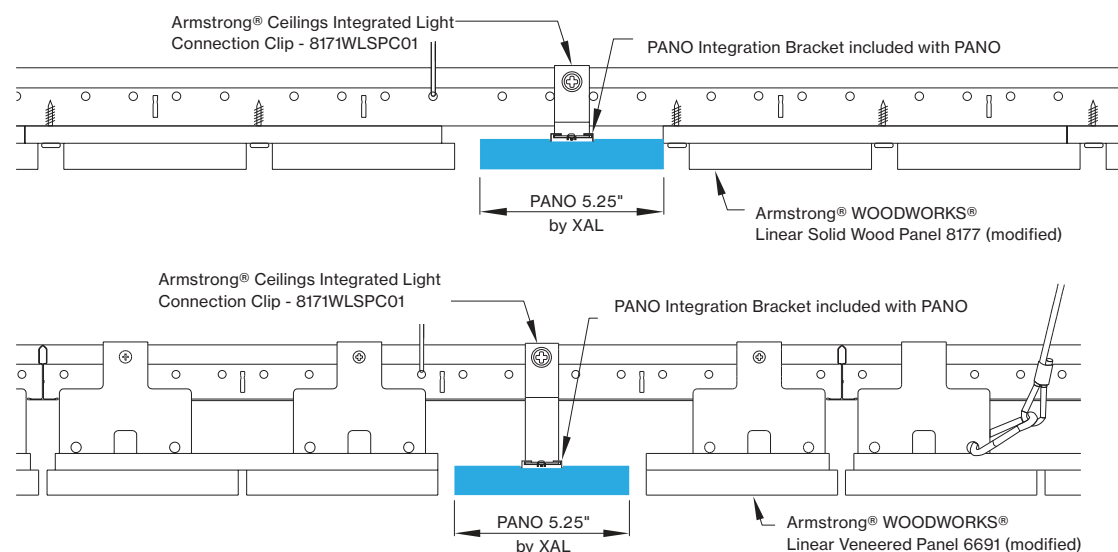
Technical data

	SIZE TYPE	LED COLOR TEMPERATURE	INPUT WATTS	DELIVERED LM TOTAL	LIGHT DISTRIBUTION	DELIVERED LUMEN DIRECT	OPTICAL EFFICIENCY	LUMINAIRE EFFICACY
PANO 5.25"								
e LED	8' opal	40 K	35.4 W	4400 lm	100% down	4400 lm	81%	110 lm/W
e ² LED	8' opal	40 K	50.5 W	6200 lm	100% down	6200 lm	81%	106 lm/W
e ²⁺ LED	8' opal	40 K	67.3 W	8000 lm	100% down	8000 lm	81%	98 lm/W

for 27 K, 30 K or 35 K multiply lm value by 0.96

WoodWorks® Grille Ceiling System Integration

(for more ceiling options, please see CEILING OPTIONS pages)



Available lengths for ceiling types

CEILING TYPE	2 FT	4 FT	6 FT	8 FT
WoodWorks® Grille Tegular 9/16	23.375"	47.375"	n/a	n/a
WoodWorks® Grille Tegular 15/16	23"	47"	n/a	n/a
WoodWorks® Grille Classic	23"	47"	71"	95"
WoodWorks® Grille Forte	*23"	47"	71"	95"
WoodWorks® Linear Solid Wood panels	*23"	*47"	*71"	95"
WoodWorks® Linear Veneered panels	*23"	*47"	*71"	95.25"

*Woodworks ceilings are not available in this length. Wood panels need to be cut in the field to fit this length.

INTEGRATED LIGHT CONNECTION CLIP

Armstrong® Ceilings Integrated Light Connection Clip

please contact your Armstrong Ceilings rep

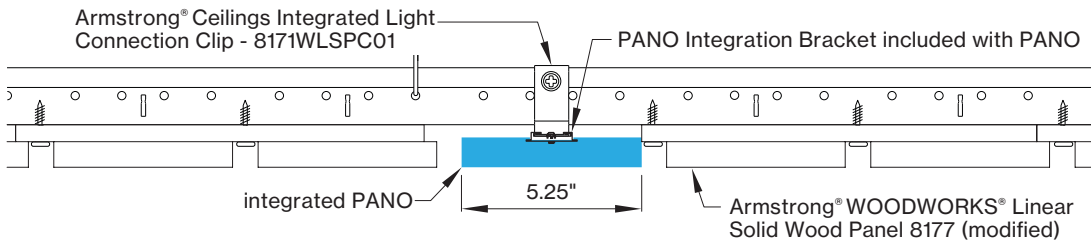
visit armstrongceilings.com/linearlighing

WoodWorks® ceiling systems


XAL PANO is only approved for Armstrong® WoodWorks Grille Tegular 9/16, WoodWorks Grille Tegular 15/16, WoodWorks Grille, WoodWorks Linear Solid Wood panels and WoodWorks Linear Veneered panels ceiling systems. Refer to armstrongceilings.com for installation instructions related to the ceiling products.

DIMENSIONS

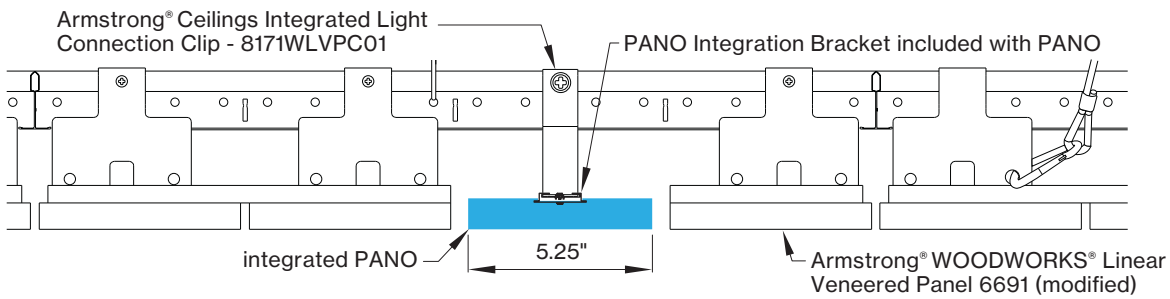
WLS - ARMSTRONG® WOODWORKS® LINEAR SOLID WOOD PANELS



WLS view from below



WLV - ARMSTRONG® WOODWORKS® LINEAR VENEERED PANELS



WLV view from below



PANO mounting instructions

Get access to the PANO mounting instructions faster by scanning the QR code.

<https://www.xalusa.com/resources/cut-sheets/pano>

